

Monday 30th January

E-Safety Assembly





Be safe online...

When talking online you need to be extremely careful and never share personal information with people online.

Speak out , stay safe!

If you are unsure about something online , you can ask a member of our committee or a trusted adult over the age of eighteen.



Have a look at our video...



**KEEPING
SAFE ONLINE**

'Live Chat' Wednesdays

Wednesday Lunchtimes

Year One

12:15 - 12:45


All year groups



Live chat Wednesday...

If you are worried about
something tell someone
trusted...

Teachers are here to help us.



From 12:15-12:45 in year1

REMEMBER...

- When you send something online you can't 'take it back' or make it disappear.
- Everything you do online leaves a digital footprint.



- When something is shared it is shared FOREVER!

SAFER INTERNET DAY

Want to talk about it? Making space for conversations about life online

Register your support

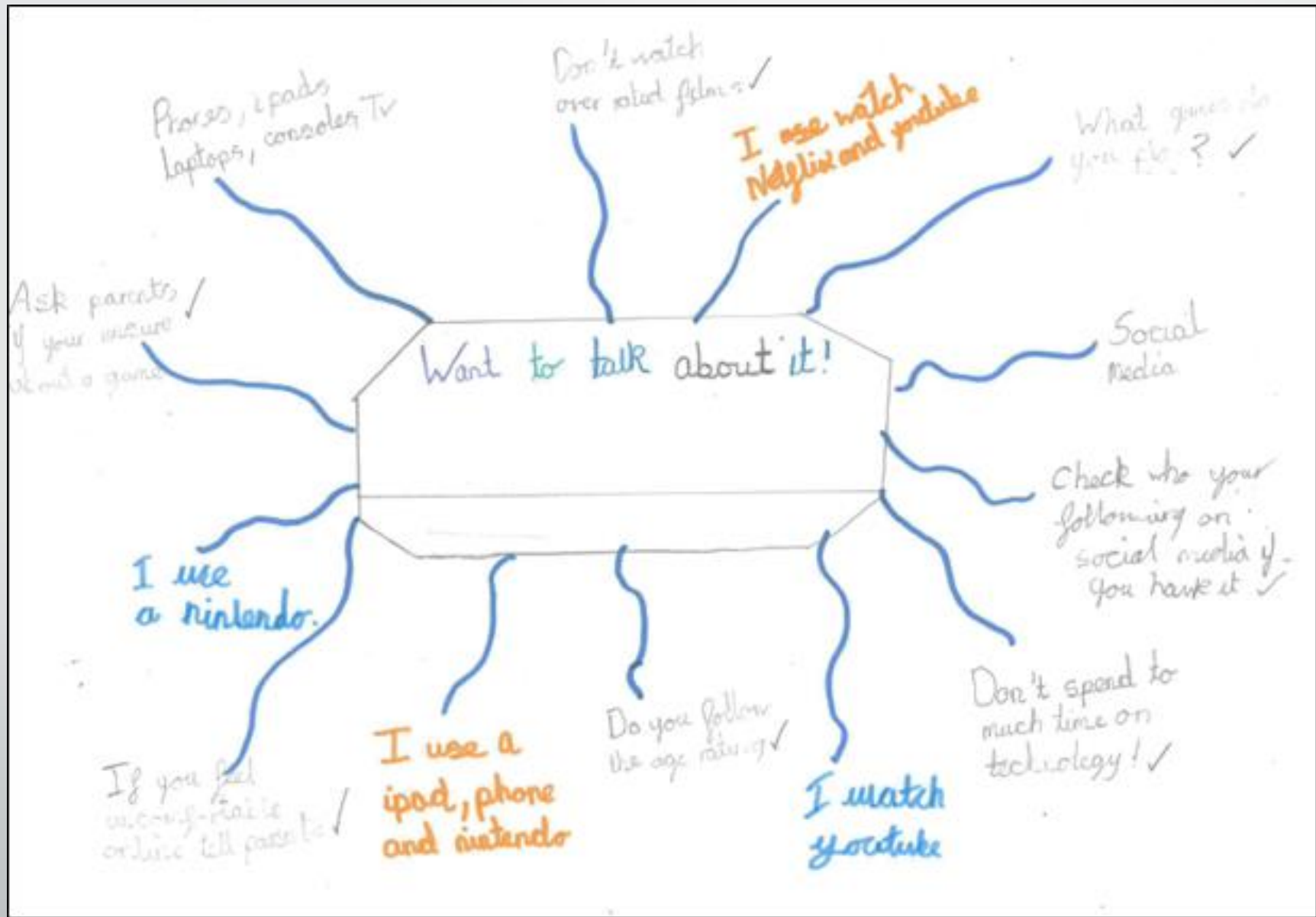


Find out more and get involved

**Safer Internet Day -
7th February 2023**

Take a look at the free resources, videos,
supporter registrations and more!








COMPETITIONS



QUESTIONNAIRES



CHALLENGES



Hanni and the Magic Window



Written by Amy Lockwood
Illustrated by Saba Lasheei



Internet interview

What internet-connected devices do you own?
.....

How much time do you spend online each day?
.....

What do think MY favourite thing to do online is?
.....

What is your top tip to keep safe online?
.....

What is your favourite thing to do online?
.....

What is your least favourite thing to do online?
.....

What would you like to know more about?
.....

Ask a friend

Can you find who likes each of these things?
Write a different name in each of the boxes.

<p>Playing online games</p>	<p>Watching videos online</p>	<p>Watching TV and films</p>
<p>Listening to music online</p>	<p>Finding pictures of things online</p>	<p>Finding information and learning new things online</p>
<p>Video calling family and friends</p>	<p>Reading books or comics</p>	<p>Using emojis</p>

Activity 1:

The Alpha-Net

Learners compete in pairs or small groups to name something for each of the letters from A-Z that they enjoy about going online. These should be positive and could include games, apps, internet celebrities, shows, devices, or features of technology.

The quickest pair to complete the alphabet could then get to tell the others about their favourite thing to do online.