



**SUPERSONIC**  
Phonic Friends  
Parent Workshop



## What to expect?

- **What is Phonics?**
- **Subject Knowledge for parents**
- **What your child will learn**
- **How to support your child at home**

# The Will & The Thrill

Experience, Exposure and Enjoyment

- Can do ethos
- Books
- Rhymes
- Poems
- Songs
- Clever conversations
- Vocabulary
- Story making and telling
- Bringing books to life
- Love, joy and laughter

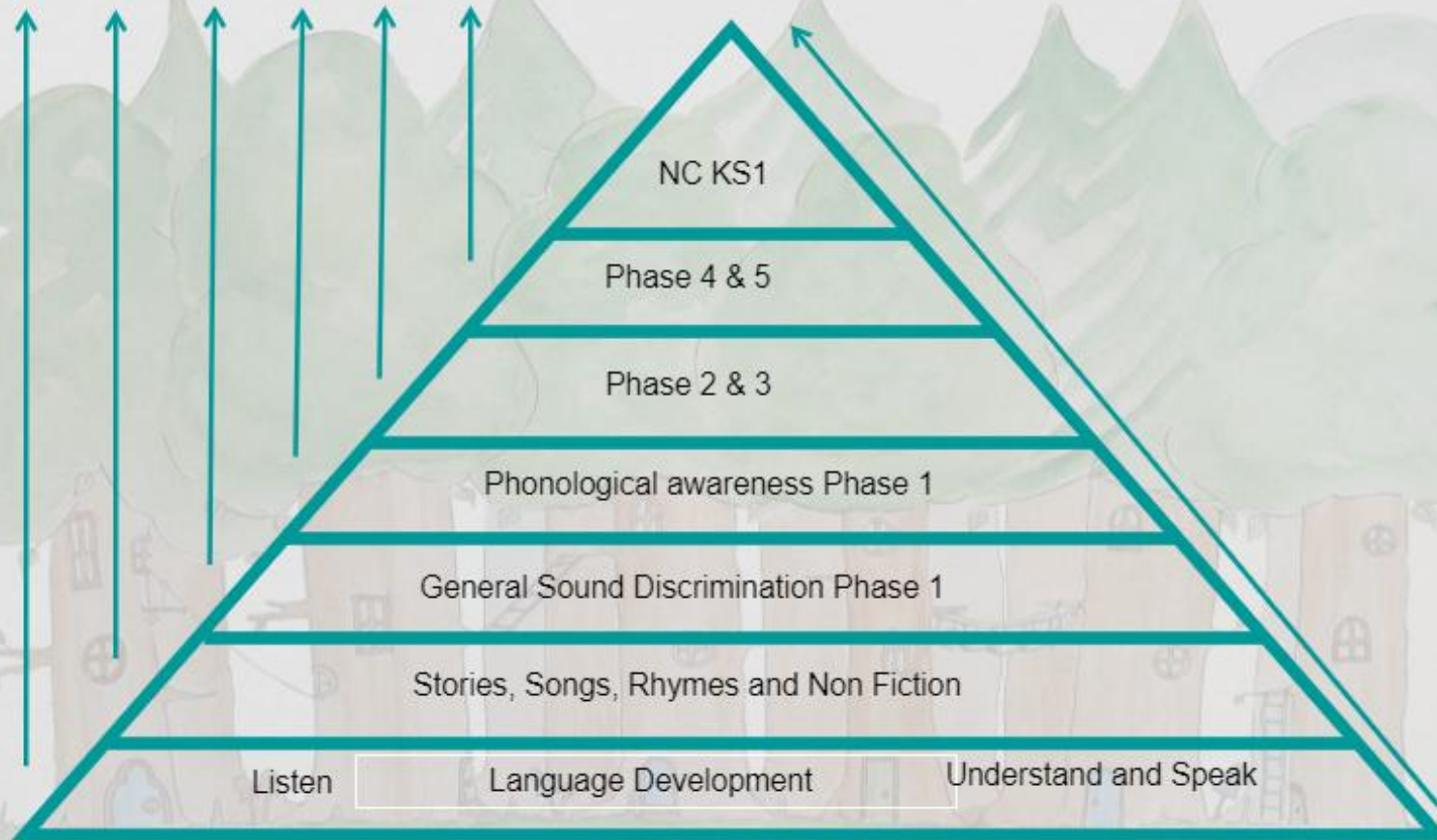
Reading and writing float on a sea of  
talk

**And then the skills...**



**Systematic Synthetic  
Phonics**

# The big picture



# What is Phonics

- Different schemes schools adopt
- We use the DFE Letters and Sounds programme
- Phased 1 – 5 systematic approach
- Accessing Supersonic Phonic Friends resources to enhance
- The ability to be able to listen to sounds in words
- Recognising the spelling for the sounds in words
- Remembering the spelling for the sounds in words
- Building words
- Reading words – flash cards and decodeable text
- Writing words

# The Characters



# Firm Foundations Phase 1

## Listening – no flashcards allowed

### Firm Foundations in Phonics

	General Sound Discrimination	The Strands
Aspect 1	Environment Sounds	Tuning into sounds (auditory discrimination)
Aspect 2	Instrumental Sounds	Listening and remembering sounds (auditory memory and sequencing)
Aspect 3	Body Percussion	Talking about sounds (developing vocabulary and language comprehension).



# Rhyming

The sounds at the end of the word are  
the same

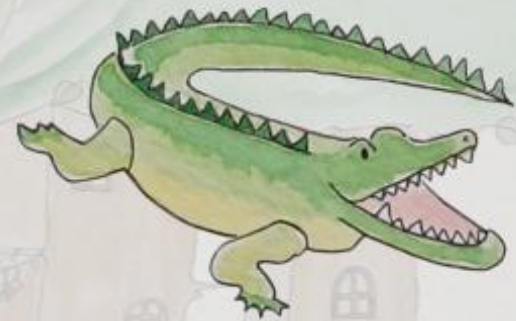
No flashcards allowed



# Rhythm

Lots of chunks/ syllables in a word

No flashcards allowed



# Alliteration

The beginning sound we can hear in a word

No flashcards allowed



# Oral Blending and Segmenting

All the sounds we can hear in a word

No flashcards allowed



sh-o-



d-e-n



j-a-m

p

**A phoneme**  
**A sound we can hear in a**  
**word**



**f-o-x**



**n-a-p**



**b-oa-**  
**t**

# Schwaing

## Saying the sounds clearly



s



a



t



p



i



n



m



d

# A grapheme

## The spelling we can see



**SUPERSONIC**  
Phonic Friends



# The Basics 2

## Listen, Recognise, Build, Read, Write

### 3 sounds only



Week	Recognise Spellings for the Sounds
1	s a t p
2	i n m d
3	g o c k
4	ck e u r
5	h b f l
6	ll ff ss

## The Basics 3

Listen, Recognise, Build, Read, Write  
3 sounds only



Week

Spellings for the Sounds

1	j v w x
2	y z <u>zz</u> qu
3	<u>ch</u> sh <u>th</u> ng
4	ai <u>ee</u> <u>igh</u> <u>oa</u>
5	<u>oo</u> <u>oo</u> <u>ar</u> or
6	<u>ur</u> ow oi er
7	<u>ure</u> ear air



## The Basics 4

# Listen, Recognise, Build, Read, Write 4 and more sounds only

No new spellings to remember

Week

Listening to more than 3  
sounds in a word

1

CVCC tent camp

2

CCVC stop flag

3

CVCC roast paint

4

CCVC float brain

5

CCVCC splash

6

CCCVCC sprint



# The Higher Levels of Phonics

Listen, Recognise, Build, Read, Write  
Choose to use Suze 5c



Week	Choose to Use Spellings
<b>Example</b>	ai and ay
<b>Example</b>	<u>ee</u> and <u>ea</u>
<b>Example</b>	<u>ie</u> and <u>igh</u>
<b>Example</b>	<u>oa</u> and <u>oe</u>
<b>Example</b>	<u>oo</u> and <u>ue</u>
<b>Example</b>	oi and oy
	and more....



# The Higher Levels of Phonics

## Listen, Recognise, Build, Read, Write

### Switch it Mitch



Week	Switch it Spell Sounds
<b>Example</b>	fog and gold
<b>Example</b>	pit and child
<b>Example</b>	tie and thief
<b>Example</b>	cow and snow
<b>Example</b>	goat and giant
<b>Example</b>	tea and bread
	<b>and more ....</b>



**Tricky Words**  
All Phases

**I to no go into**

**he**

**she**

**me**

**be**

**we**



# Nonsense Words

All Phases

**tish**

**shig**

**sheb**



**shab**



# Application




## Decodeable – matching my phonics

All phases



# Application Story Books

All phases



# Application Environmental Print and Popular Culture

All phases



NETFLIX



CBeebies  
BBC





# Play

Application

All Phases



# Weekly Parent Newsletters & Home Resources

**SUPERSONIC**  
Phonic Friends  
Parent Weekly Newsletter  
Phase 3

Spellings already know	Tricky Words	Nonsense Words													
s a s p i m n d g o c k c k e u r h b f j i l l s s j v w x y z z z q u	I to no go the into  me she we be he	shep  chib 	dch hng												
This week's spellings for the sounds															
<b>ch</b> 	<b>sh</b> 	<b>th</b> 	<b>ng</b> 												
Build, Read & Write															
chop, chin, chug, check, such, chip,	ship, shop, shed, shell, fish, shack,	maths, math, thin, thuck, path, bath,	sing, song, king, hang, ring, wing,												
Sound Buttons															
<b>chin</b>	<b>shop</b>	<b>path</b>	<b>song</b>												
Spelling Frames															
<table border="1"> <tr><td>ch</td><td>i</td><td>p</td></tr> </table>	ch	i	p	<table border="1"> <tr><td>sh</td><td>e</td><td>d</td></tr> </table>	sh	e	d	<table border="1"> <tr><td>h</td><td>a</td><td>th</td></tr> </table>	h	a	th	<table border="1"> <tr><td>h</td><td>i</td><td>ng</td></tr> </table>	h	i	ng
ch	i	p													
sh	e	d													
h	a	th													
h	i	ng													
Next week's spellings for the sounds															
<b>rain</b> 	<b>bee</b> 	<b>boat</b> 	<b>moon</b> 												



## What will we do?

- ✓ Teach your child phonics 4 x a week following specific consistent steps in teaching
- ✓ Monitor and assess your child to ensure they keep up with phonics
- ✓ Keep you informed
- ✓ Invite you to come and watch your child take part in phonics lessons
- ✓ Invite you to concept specific workshops as your child moves through the sets to support at that moment in time
- ✓ Send home weekly overviews so you know what your child is going to be learning
- ✓ Share ideas and send home games and resources for you to play at home
- ✓ Share apps/ websites with you to download

## What can you do?

- ✓ Come to progress meetings and know where your child is up to
- ✓ Come and watch your child take part in phonics lessons
- ✓ Come to and join in with concept specific workshops as your child moves through the sets to support at that moment in time
- ✓ Talk to your child about the new learning for the week – ask them to teach it to you – little and often
- ✓ Play games and resources with your child – little and often
- ✓ Download apps and log on to websites with your child

# **supersonic**

Phonic Friends



**Based on Letters and Sounds**  
**DFE**