



Year One Phonics Talk

THURSDAY 8TH MAY

Session Format

Overview of the Supersonic Phonics Friend Scheme

The Phonics Screening Test

Key areas you can support your son/daughter with at home

Q&A



Useful Terminology – what we do in year 1!

- **Digraphs** – Two letters that make one sound.
- **Trigraphs** – Three letters that make one sound.
- **Split Digraph** – A digraph which is split by a consonant e.g. home.
- **Spelling for the sound** – When we use letter names to explain how to spell the sound.



Useful Terminology

-
- **Alternative Pronunciations** – When a grapheme, digraph or trigraph can make an alternative sound e.g. /i/ as in **fi**g and /ie/ as in **fi**nd or /ear/ as in **he**ar or **pe**ar.

 - **Alternative Spellings** – When a sound can be shown with various combinations of letters/spellings e.g. /ee/, /ea/, /e-e/, /ey/ and /y/ all make the same sound.



The Phonics Screening Check

What is the Phonics Screening Check?

This year the check will take place in the week commencing

Monday 9th June.

The phonics screening check is designed to confirm whether individual


children have learnt phonic decoding and blending skills to an appropriate standard.

2023 national curriculum assessments

Key stage 1

Phonics screening check

Pupils' materials



The image shows a 3x3 grid of nine cartoon monsters. Each monster is a different color and has unique features like horns, spikes, or fangs. The colors are yellow, pink, purple, yellow, pink, yellow, blue, teal, and dark blue. Each monster is smiling and has large eyes.

in

at

beg

sum

Practice sheet: pseudo-words


ot



vap



osk



ect



** These link to our
Nonsense Nan
Words.*



Screening check: answer sheet

First name	
Last name	

Screening check responses: Please tick the appropriate box for each word. The use of the comment box is optional.

Section 1				Section 2			
Word	Correct	Incorrect	Comment	Word	Correct	Incorrect	Comment
fod				jer			
bep				drave			
zat				teap			
ult				phibe			
heng				slimp			
shob				craint			
farn				splet			
chesh				strave			
trun				boy			
glork				scoop			
remp				foam			
deebz				white			
chip				swept			
hill				dreams			
jars				scrap			
shack				strike			
twin				elbow			
crack				taylor			
tuft				sequins			
ports				whirling			

Total correct

Section 1

Pseudo-word	Acceptable pronunciation	Phonemic representation
fod	This item uses the 'f' from 'fur' and rhymes with 'nod'.	/fɒd/
bep	This item uses the 'b' from 'big' and rhymes with 'step'.	/bɛp/
zat	This item uses the 'z' from 'zoo' and rhymes with 'cat'.	/zæt/
ult	This item uses the 'u' from 'umbrella' and rhymes with 'adult'.	/ʊlt/ or /ʌlt/
heng	This item combines the 'h' from 'hall' with the 'e' in 'step' and the 'ng' in 'sing'.	/hɛŋ/
shob	This item uses the 'sh' from 'show' and rhymes with 'blob'.	/ʃɒb/
farn	This item uses the 'f' from 'foil' and rhymes with 'barn'.	/fɑ:n/ or /farn/
chesh	This item uses the 'ch' from 'chess' and rhymes with 'fresh'.	/tʃɛʃ/
trun	This item uses the 'tr' from 'trap' and rhymes with 'spun'.	/trʌn/ or /trun/
glork	This item uses the 'gl' from 'gloom' and rhymes with 'fork'.	/glɔ:k/ or /glork/
remp	This item combines the 'r' from 'rack' with the 'e' from 'belt' and the 'mp' from 'lamp'.	/rɛmp/
deebz	This item combines the 'd' from 'daily' with the 'ee' from 'beech' and the 'bz' from 'grabs'.	/di:bs/ or /di:bz/

Section 2

Pseudo-word	Acceptable pronunciation	Phonemic representation
jer	This item uses the 'j' from 'jaw' and rhymes with 'her'.	/dʒɜ:/ or /dʒɜr/
drave	This item uses the 'dr' from 'drone' and rhymes with 'shave'.	/dreɪv/
teap	This item uses the 't' from 'tail' and rhymes with 'heap'.	/ti:p/
phibe	This item uses the 'ph' from 'phone' and rhymes with 'tribe'.	/faɪb/
slimp	This item uses the 'sl' from 'slide' and rhymes with 'crimp'.	/slɪmp/
craint	This item uses the 'cr' from 'creep' and rhymes with 'paint'.	/kreɪnt/
splet	This item uses the 'spl' from 'splash' and rhymes with 'bet'.	/splɛt/
strave	This item uses the 'str' from 'string' and rhymes with 'crave'.	/streɪv/

Section 1

fod



bep



zat



ult



Section 1

chip

hill

jars

shack

Important elements concerning the screening test.

There is no time limit

The children will complete the test in a familiar environment

It will be conducted by the class teacher

Breaks are allowed if required

Children have to confidently segment and blend the words without prompts

How will I know
how my child
has done?

Once the 'pass mark' is released by the government, we will then send you a letter with your child's score out of 40.

If your child has not met the 'pass mark', this just means they'll receive extra phonics support and have another go in Year 2.



Sounds that tend to be the most difficult for the children to remember are:

- The split digraphs a-e, e-e, o-e, i-e, u-e.

- /au/ as in haunt and /aw/ as in saw.

- /ue/ as in glue.



Support at Home



Apps and Websites

- Children will receive a log-in for Teach Your Monster to Read from school.
-

- Alphablocks – BBC iPlayer and CBeebies.

- Mr. Thorne Does Phonics – YouTube Channel.

- <https://ictgames.com/mobilePage/poopDeck>



Supersonic Phonic Friends - Year 1

Lilleshall Primary School are very pleased to have chosen the Supersonic Phonic Friends DFE validated systematic, synthetic scheme. We believe that children will achieve their best outcomes by following this scheme and will learn to read and write accurately, fluently and with automaticity.

The options below give you more information and resources to help you support your child in learning to read and write at home.

As always if you have any questions or require further information, please do not hesitate to contact Mrs. Giles on the class email:

lilleshall.year1@taw.org.uk

Thank you for your continued support.



**Pronunciation
of Pure Sounds**



**Weekly Parent
Newsletters**



Spelling Mats



Flashcards



**Tricky Word
Mats**

Thank you for Listening.

Do you have any Questions?